

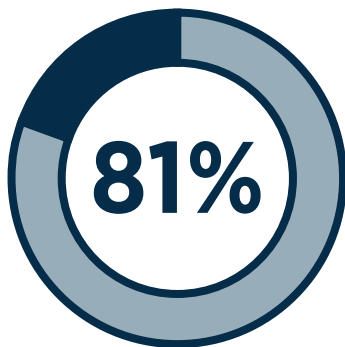
TRADITIONAL FIRST-YEAR STUDENT ENROLLMENT

First-Time Freshmen



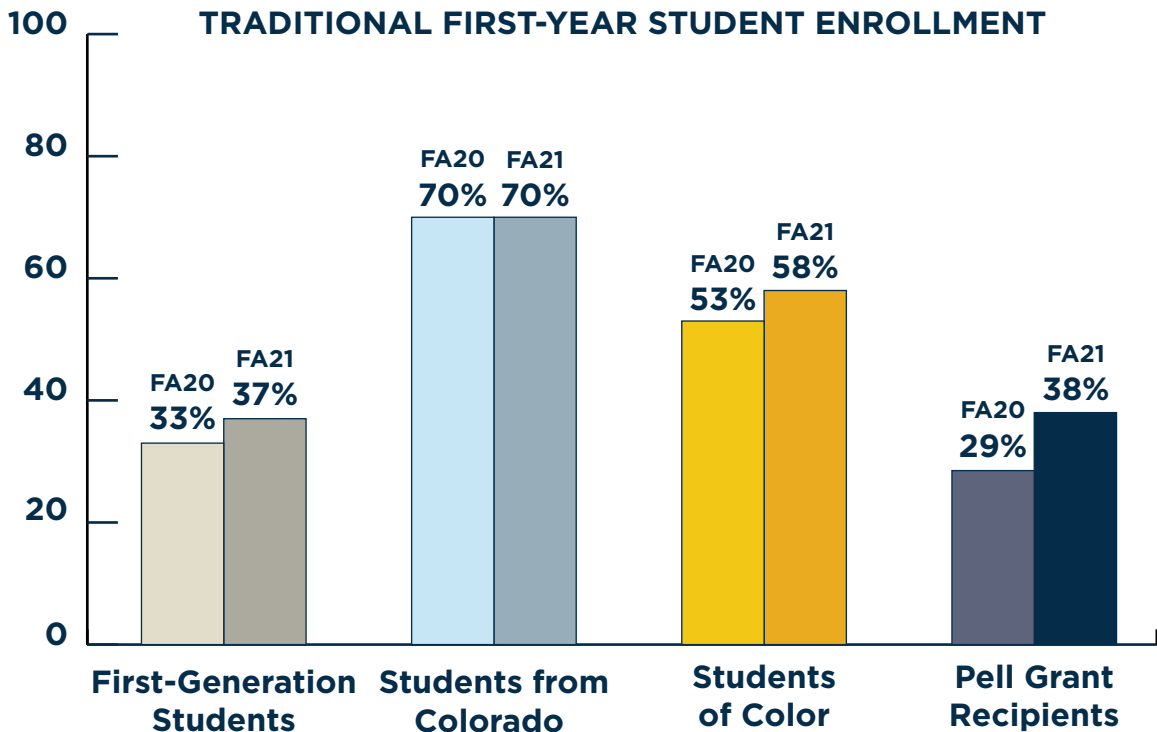
Enrolled 457
Goal 485

Transfers



Enrolled 46
Goal 57

**Source: University Analytics and Reporting
Admissions Traditional Weekly Report*



**Source: University Analytics and Reporting
Admissions Traditional Weekly Report*

TRADITIONAL FIRST-YEAR STUDENT ENROLLMENT

By the Numbers

67.6%

FEMALE

58%

**STUDENTS
OF COLOR**

40%

HISPANIC/LATINX

30%

**COMMUTER
STUDENTS**

3.66

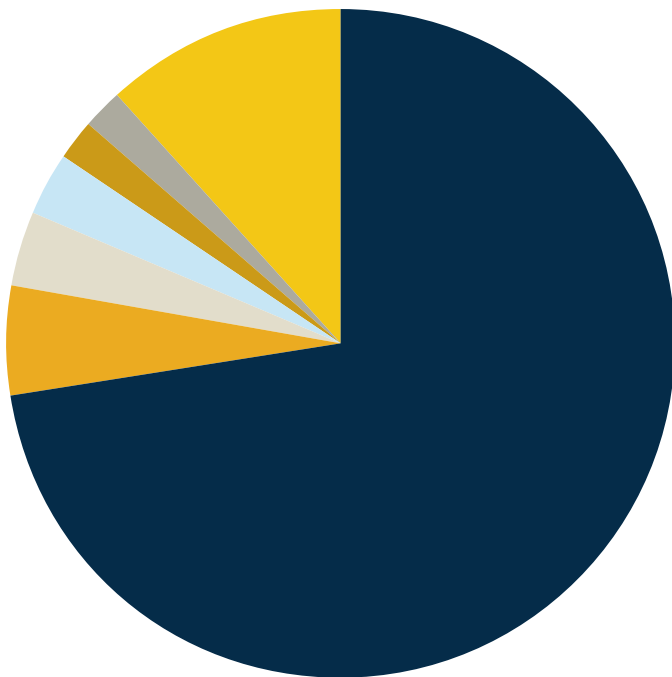
**AVERAGE
GPA**

133

**STUDENTS WITH
A 4.0 GPA
(28% OF CLASS)**

**Source: University Analytics and Reporting
Admissions Traditional Weekly Report*

TRADITIONAL ENROLLMENT BY LOCATION



■ Colorado 332

■ California 24

■ Missouri 16

■ Texas 15

■ Arizona 9

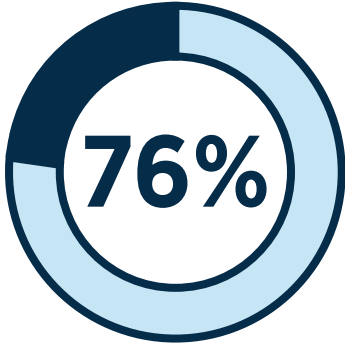
■ New Mexico, Illinois,
Nebraska 8

■ Other 53

**Source: University Analytics and Reporting
Admissions Traditional Weekly Report*

POST-TRADITIONAL UG/GR FALL SEM AND FALL 8W1 ENROLLMENT BY COLLEGE

ANDERSON COLLEGE



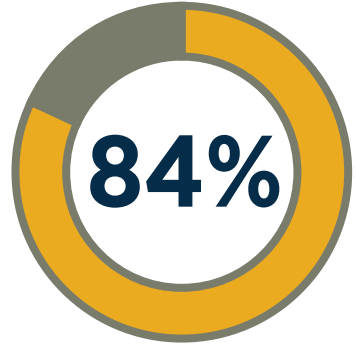
Enrolled 162
Goal 212

RUECKERT-HARTMAN



Enrolled 345
Goal 349

REGIS COLLEGE



Enrolled 217
Goal 258

**Source: Admissions Enrollment Log*

POST-TRADITIONAL UG/GR WINS

150%

**M.A. MARRIAGE
AND FAMILY
THERAPY**

123%

M.A. COUNSELING

122%

**M.S. HEALTH
SERVICES
ADMINISTRATION**

100%

B.S.N. (CHOICE)

100%

**DOCTOR OF
PHYSICAL
THERAPY**

100%

**M.S. NURSING:
NEONATAL NURSE
PRACTITIONER**

97%

**UG COMPUTER &
INFORMATION
SCIENCES**

**Source: Admissions Enrollment Log*